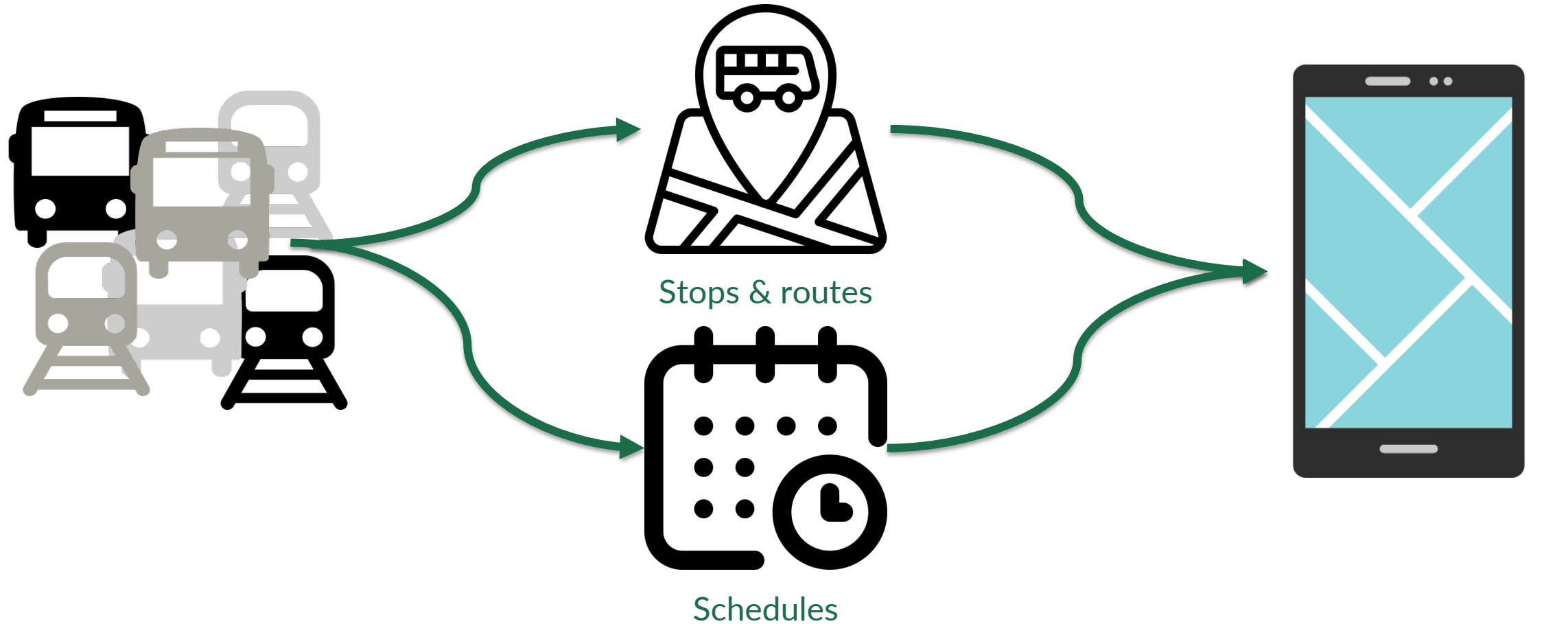


Using Data to Advance Equitable Access to Public Transportation GTFS & GTFS - Flex

Mass transit is the most efficient way to move people long distances.



Putting transit service on maps



Transit Agencies

GTFS

You!

New mobility services



LEGEND

- Mount Baker Station service area
- Columbia City Station service area
- Othello Station service area
- Rainier Beach Station service area
- Tukwila International Blvd. Station service area
- Link light rail
- Link light rail station
- Bus connections

Learn more at kingcounty.gov/metro/via-to-transit or call 206-258-7739.



Flexible transit service in Washington state

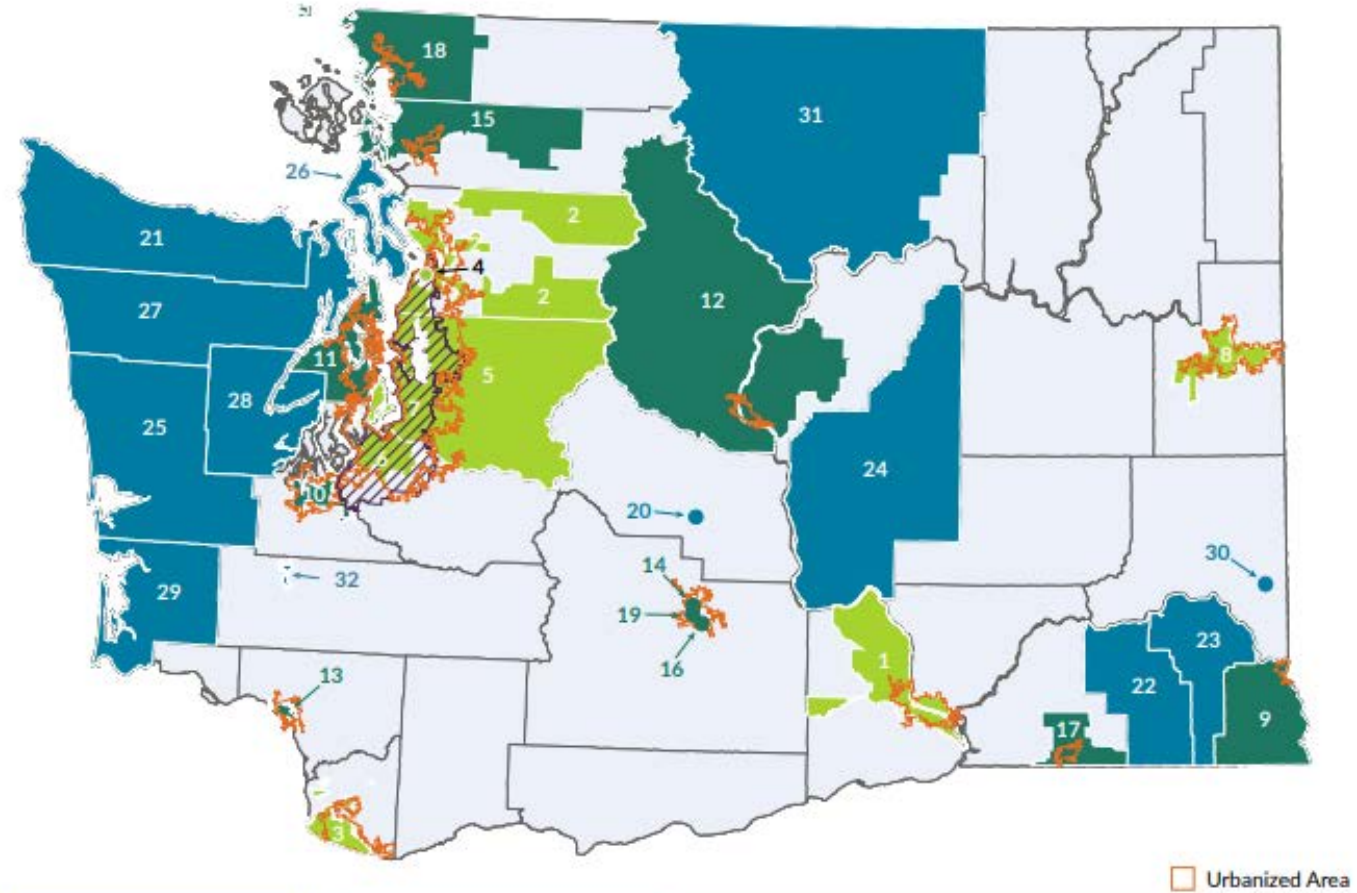
32 transit agencies

8 urban

11 small urban

13 rural

31 have flexible service



Urban

- 1. Ben Franklin Transit
- 2. Community Transit
- 3. C-Tran
- 4. Everett Transit
- 5. King County Metro
- 6. Pierce Transit
- 7. Sound Transit
- 8. Spokane Transit Authority

Small Urban

- 9. Asotin County Transit
- 10. Intercity Transit
- 11. Kitsap Transit
- 12. Link Transit
- 13. RiverCities Transit
- 14. Selah Transit
- 15. Skagit Transit
- 16. Union Gap Transit
- 17. Valley Transit
- 18. Whatcom Transportation Authority
- 19. Yakima Transit

Rural

- 20. Central Transit
- 21. Clallam Transit System
- 22. Columbia County Transportation Authority
- 23. Garfield County Transportation Authority
- 24. Grant Transit Authority
- 25. Grays Harbor Transportation Authority
- 26. Island Transit
- 27. Jefferson Transit Authority
- 28. Mason County Transportation Authority
- 29. Pacific Transit System
- 30. Pullman Transit
- 31. TranGo
- 32. Twin Transit

Statewide Flexible Service:

24%

Revenue Vehicle
Hours

26%

Revenue Vehicle
Miles

3%

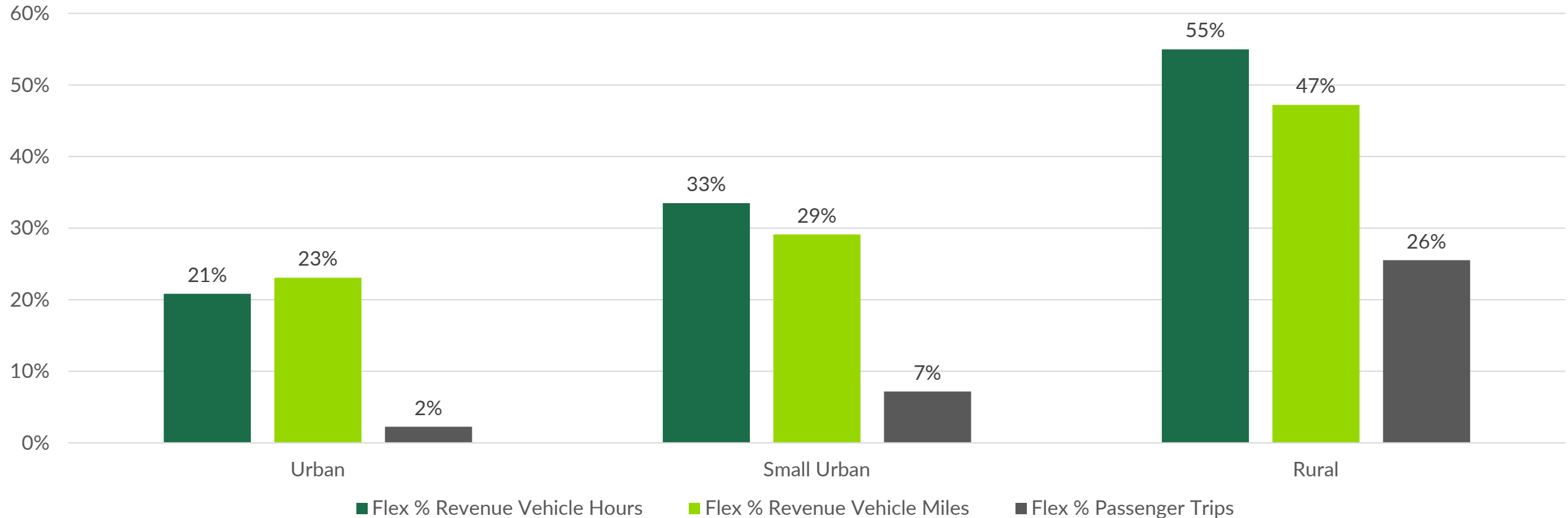
Passenger Trips

Data Source: Summary of Public Transportation, 2018

- Flexible service = demand response and route deviated service
- Fixed service = fixed route, commuter bus, trolley, commuter rail, light rail, and streetcar
- Flexible percentages excludes vanpool

Flexible Service is not evenly distributed among transit systems

Flexible Service Operational Measures by System Category, 2018



Data Source: Summary of Public Transportation, 2018


- Flexible service = demand response and route deviated service
- Fixed service = fixed route, commuter bus, trolley, commuter rail, light rail, and streetcar
- Flexible percentages excludes vanpool

Current efforts in Washington state

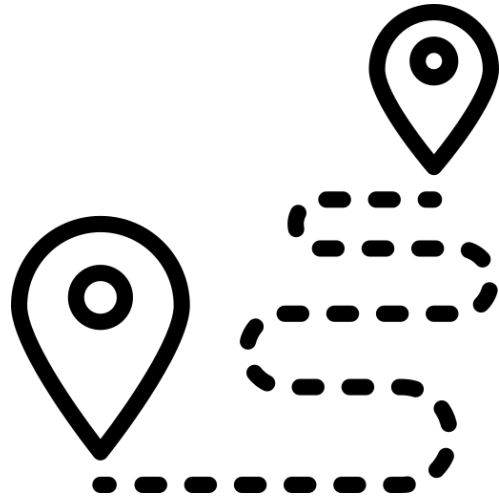
PacTrans GTFS-Flex grant application




Static GTFS was just the beginning



GTFS
Realtime



GTFS
Flex



GTFS
Ride



Mobility Data
Specification

QUESTIONS?

